

# Beta features

Activate the beta mode on your Inpart Deal platform to try new features and send feedback before their official release.

- Feature #1: Opportunity page new layout
- Feature #2: One-pager reports

October 9, 2024

---



# What are beta features?

Beta features are early-access versions of new features and improvements that the Inpart Product team is currently working on for Inpart Deal.

By trying them before their official release, you get a firsthand look at what's coming next. It's a great way to explore new functionalities, while your feedback helps us refine and perfect these features.

Together, we can shape a better product that meets your needs.

# How does it work?

Contact your Customer Success Manager at Inpart to enable the beta mode on your Deal environment.

**Important:**

- The beta mode can only be enabled for all the users at the same time, so make sure to communicate it to your team.
- Enabling or disabling the beta mode has no impact on the data you enter on the platform.

# Opportunity page new layout

We're excited to announce a redesign of the opportunity page! This update will help you stay more productive and focused, ensuring that important details are always up-to-date and readily accessible.

Key improvements include:

- **Reduced number of tabs:** We've reorganized tabs so that all available information is always visible, in panel view or full page view, without having to scroll.
- **Improved information grouping:** Information is now more logically grouped, making it easier to find and update key details without navigating multiple tabs.
- **Task and evaluation panel:** To ensure tasks can be created anytime while working on your opportunities, they can now be opened as a panel from the top menu.
- **Action cards:** Four action cards have been added to the *Overview* tab to give you the latest updates on your meetings, comments, tasks and evaluations.

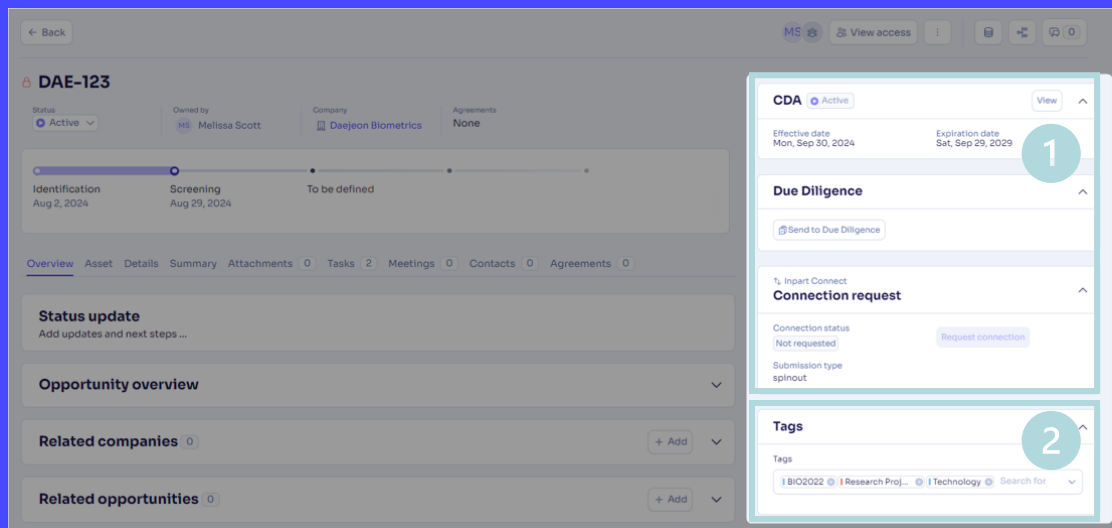


# Larger Workspace

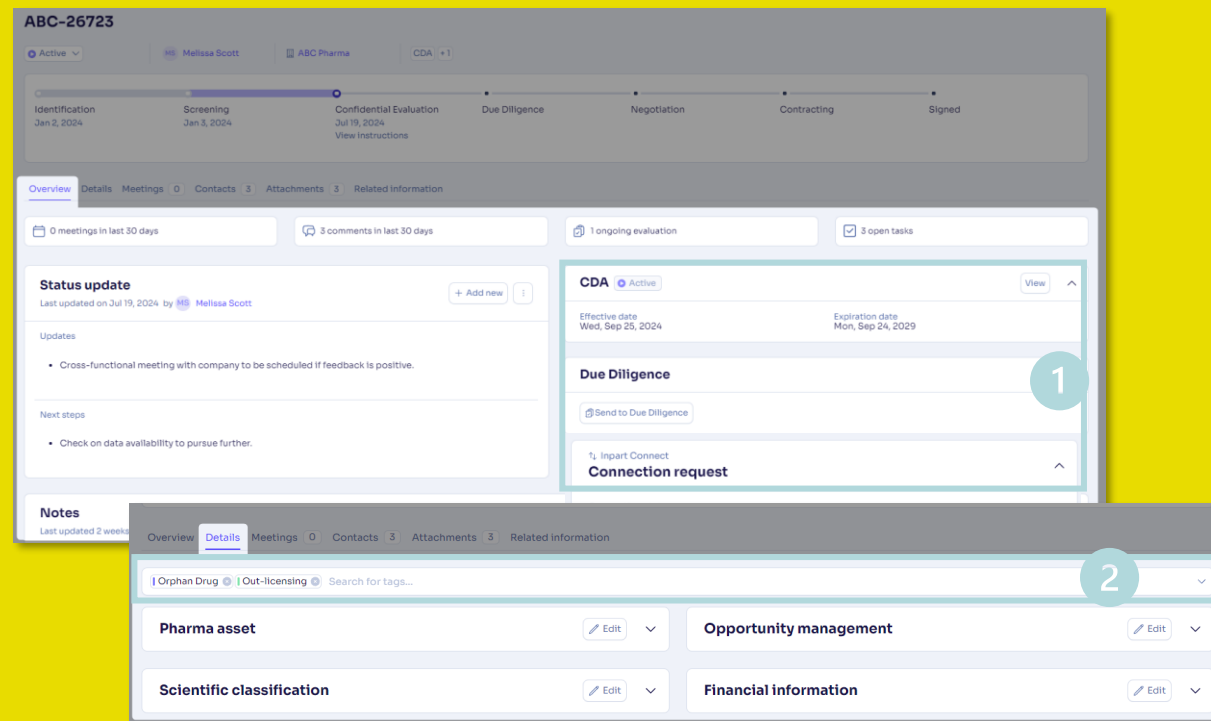
The static elements on the right-side of the page were moved to free space for more actionable information.

- 1 The CDAs, the Connect Campaign and the Due Diligence Module integrations have been moved to the *Overview* tab.
- 2 Tags have been moved to the *Details* tab.

BEFORE



AFTER

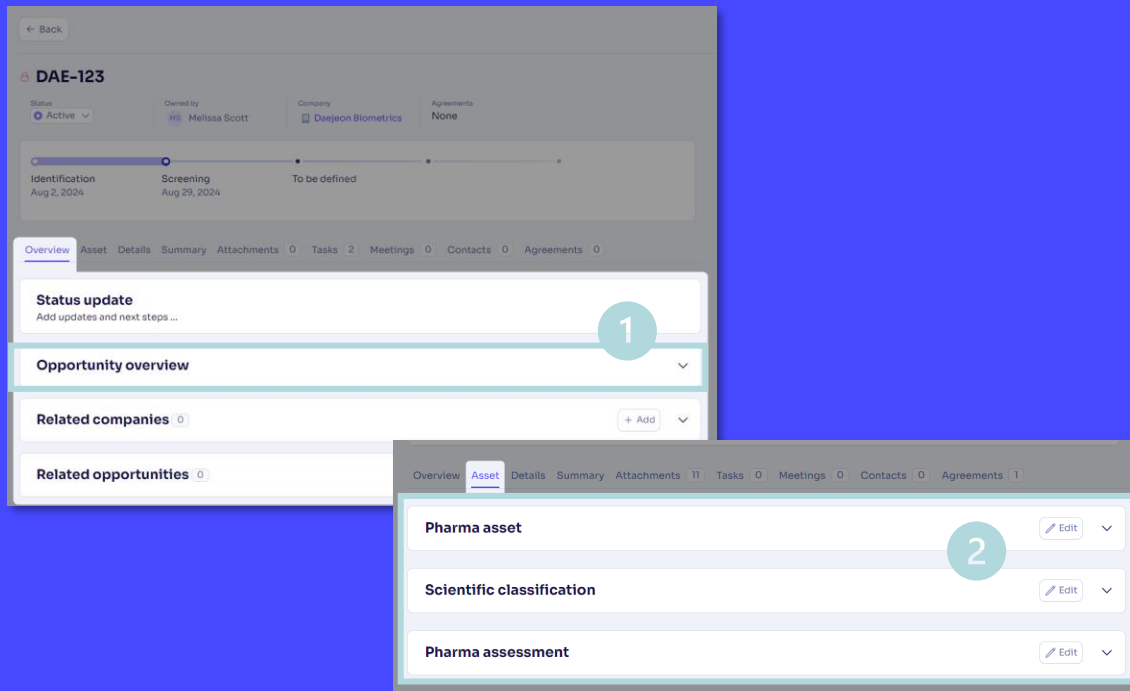


# One single Information Tab

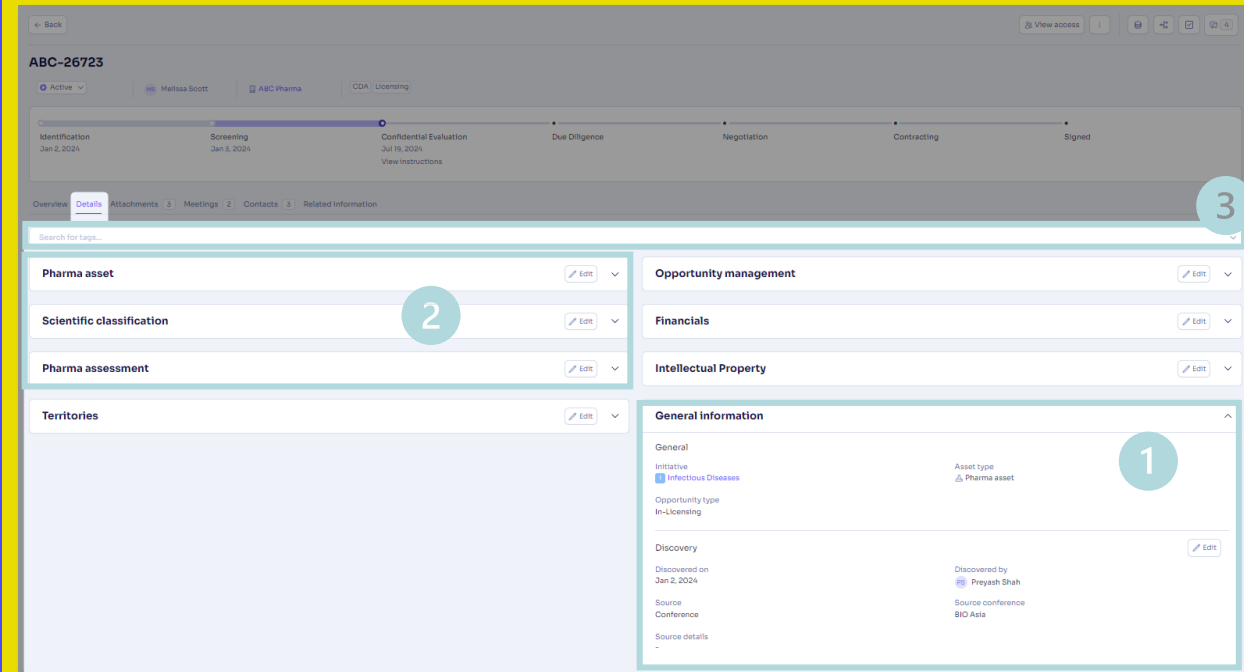
All information fields were grouped under the *Details* tab to ease the navigation

- 1 The *Opportunity overview* section was moved to the *Details* tab and renamed *General information*.
- 2 All fields in the *Asset* tab were moved the *Details* tab.
- 3 Tags can now be found at the top of the *Details* tab.

BEFORE



AFTER

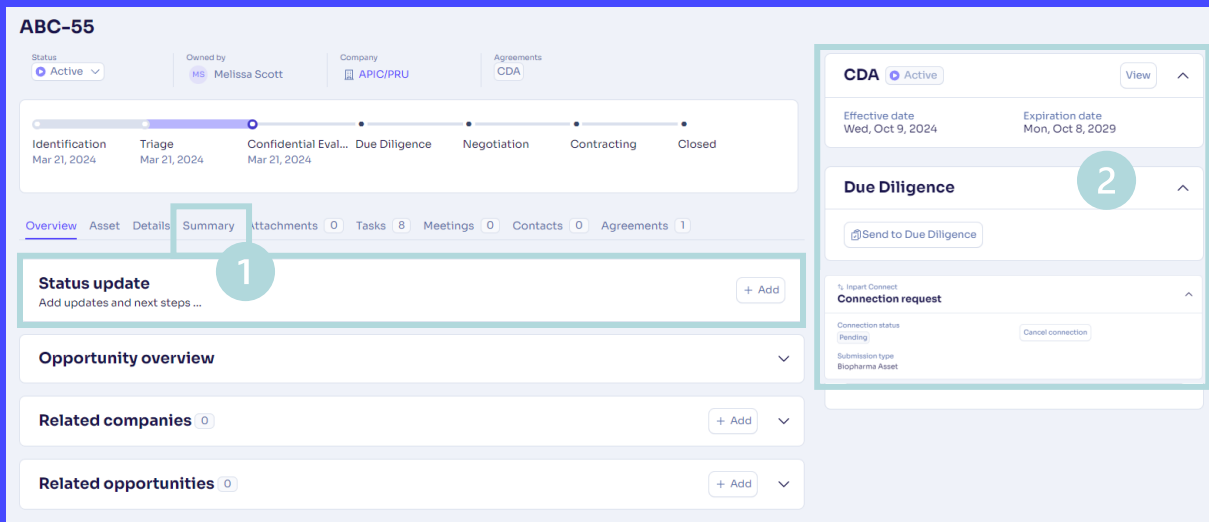


# Practical Overview

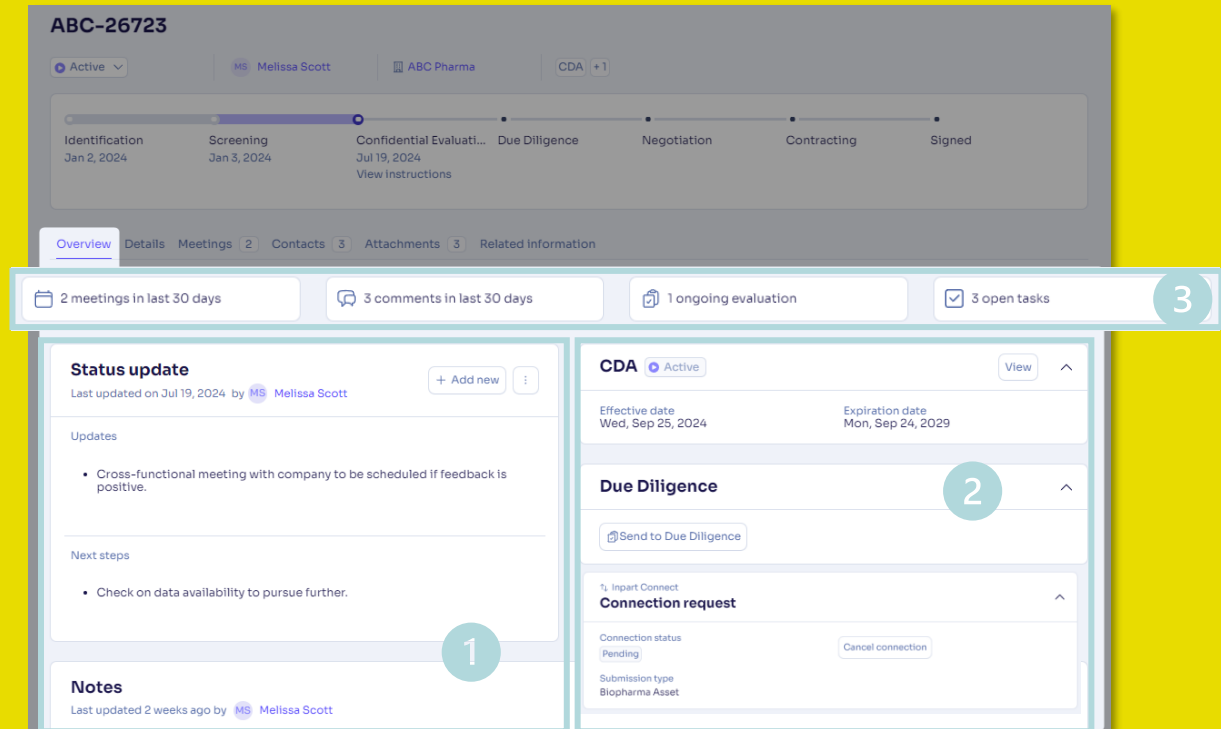
The *Overview* tab now groups the most frequently used features and gives a quick outlook of the opportunity state

- 1 The *Status update* and the *Notes* (previously in the *Summary* tab) are now easily accessible in the *Overview* tab.
- 2 The CDA information, and the Due Diligence and Connect integrations are now quickly visible in the *Overview* tab.
- 3 Action cards tell at a glance if meetings recently happened, if comments were recently added, and if any evaluations or tasks are currently open.

BEFORE



AFTER

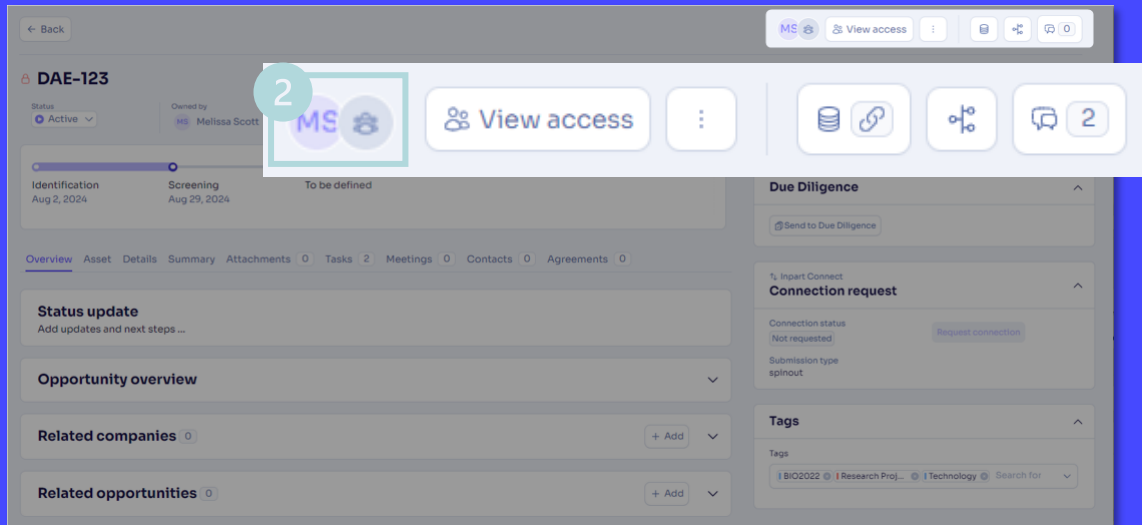


# Accessible Tasks

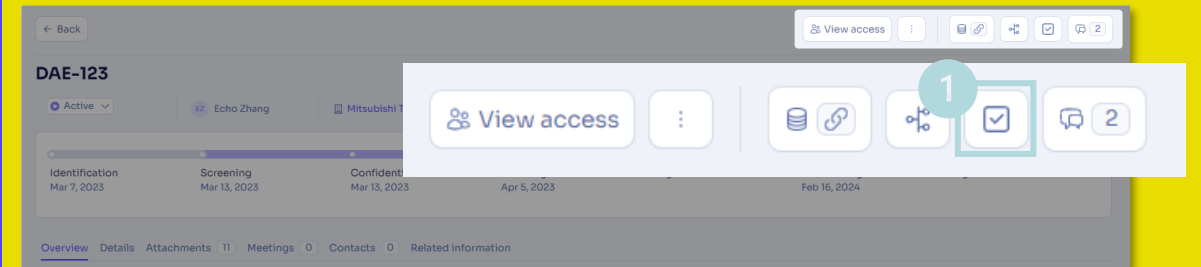
Create and manage your tasks and evaluations at anytime from the header

- 1 A task button was added to the header to open the new *Tasks and Evaluations* panel.
- 2 The avatars of the users with access to the opportunity were removed to save space and gain clarity. The full list of users is still available from the *View access* button.

BEFORE



AFTER

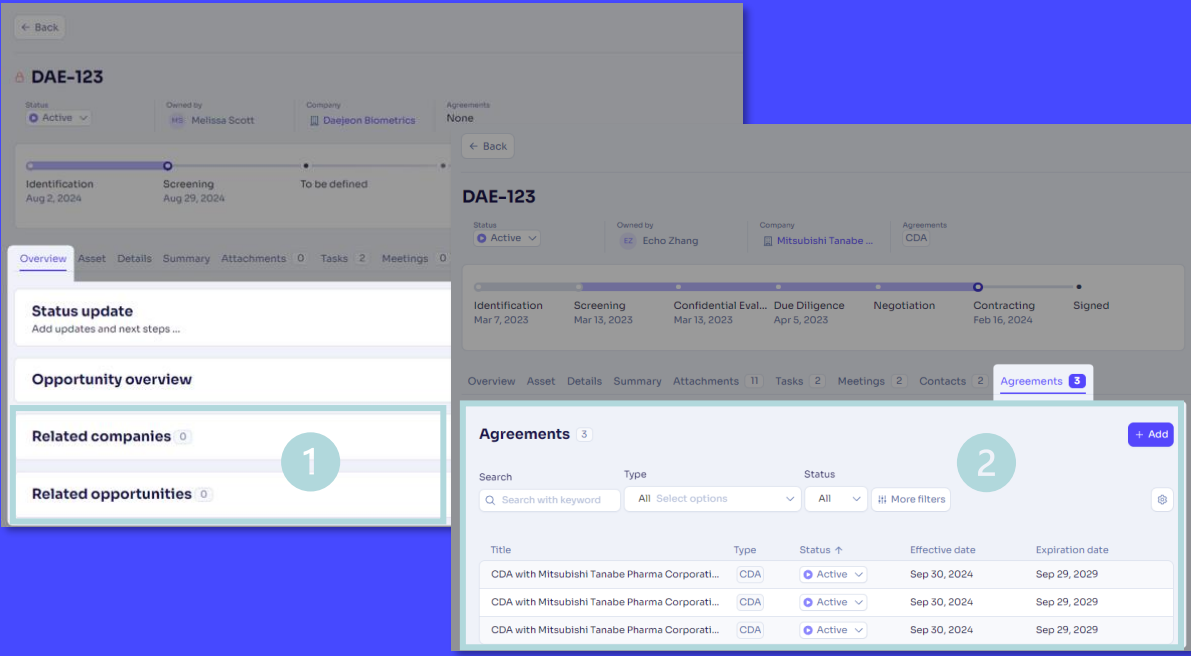


# Visible Tabs

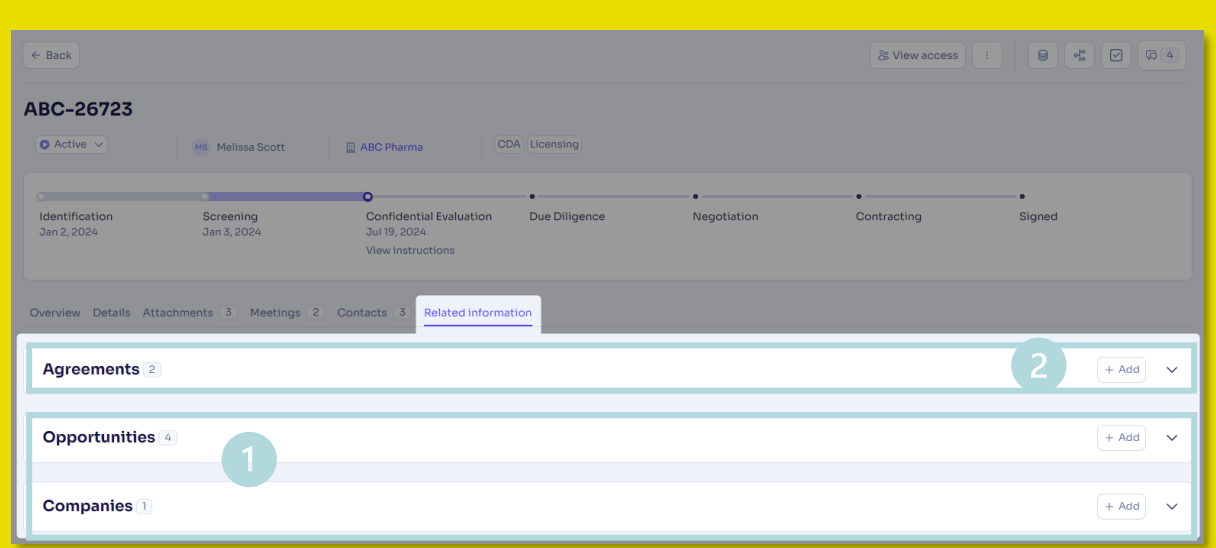
We reduced the number of tabs to ensure they were all visible at all times

- 1 The *Related companies* and *Related opportunities* sections were moved to the new *Related information* tab.
- 2 The *Agreements* tab was also merged into the *Related information* tab.

BEFORE



AFTER



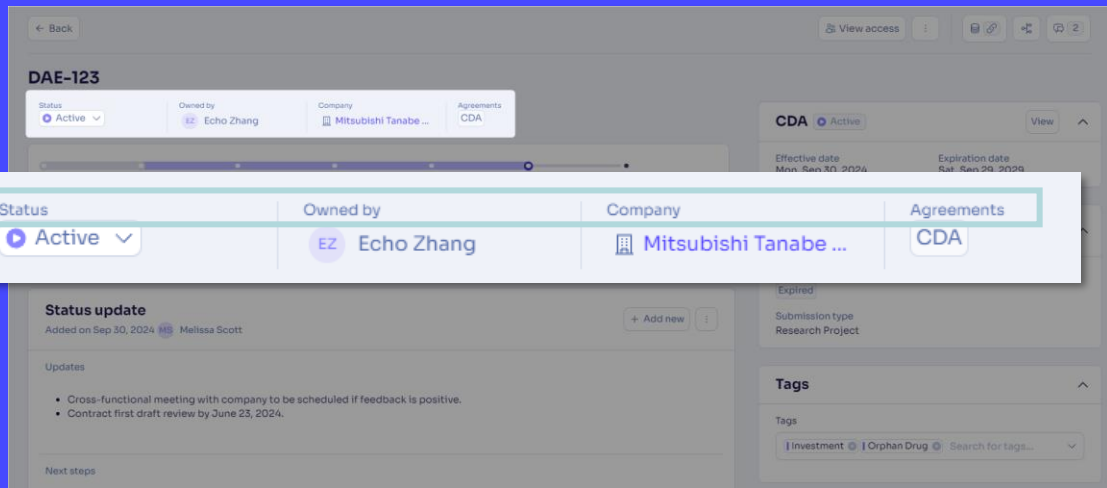


# Simpler Header

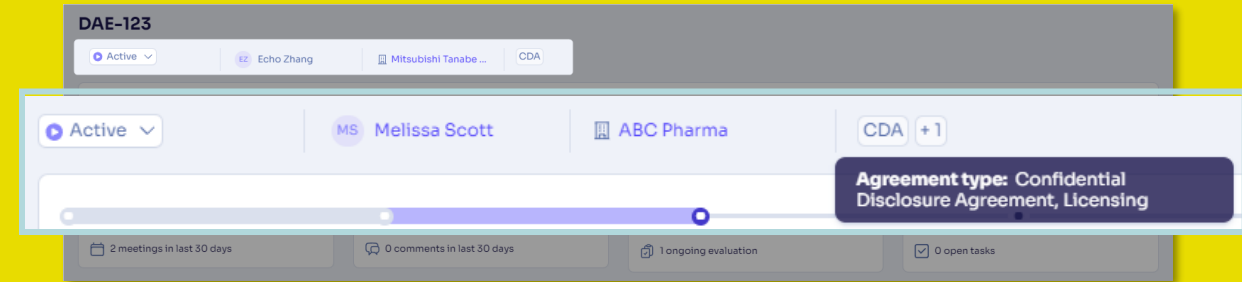
Subtitles were removed from the headline's details to gain space and clarity

The information remains the same, but the field titles are now displayed within tooltips when hovering over the information. As a reminder, the fields available are the opportunity status, the opportunity owner, the company evaluated in the opportunity, and the types of the agreements attached to the opportunity.

BEFORE



AFTER



# One-pagers

Quickly export a one-page report from opportunities, designed for easy review during triage meetings and seamless sharing with stakeholders.

This update will enhance efficiency and ensure key insights are shared across your team effortlessly.



## Deal plan

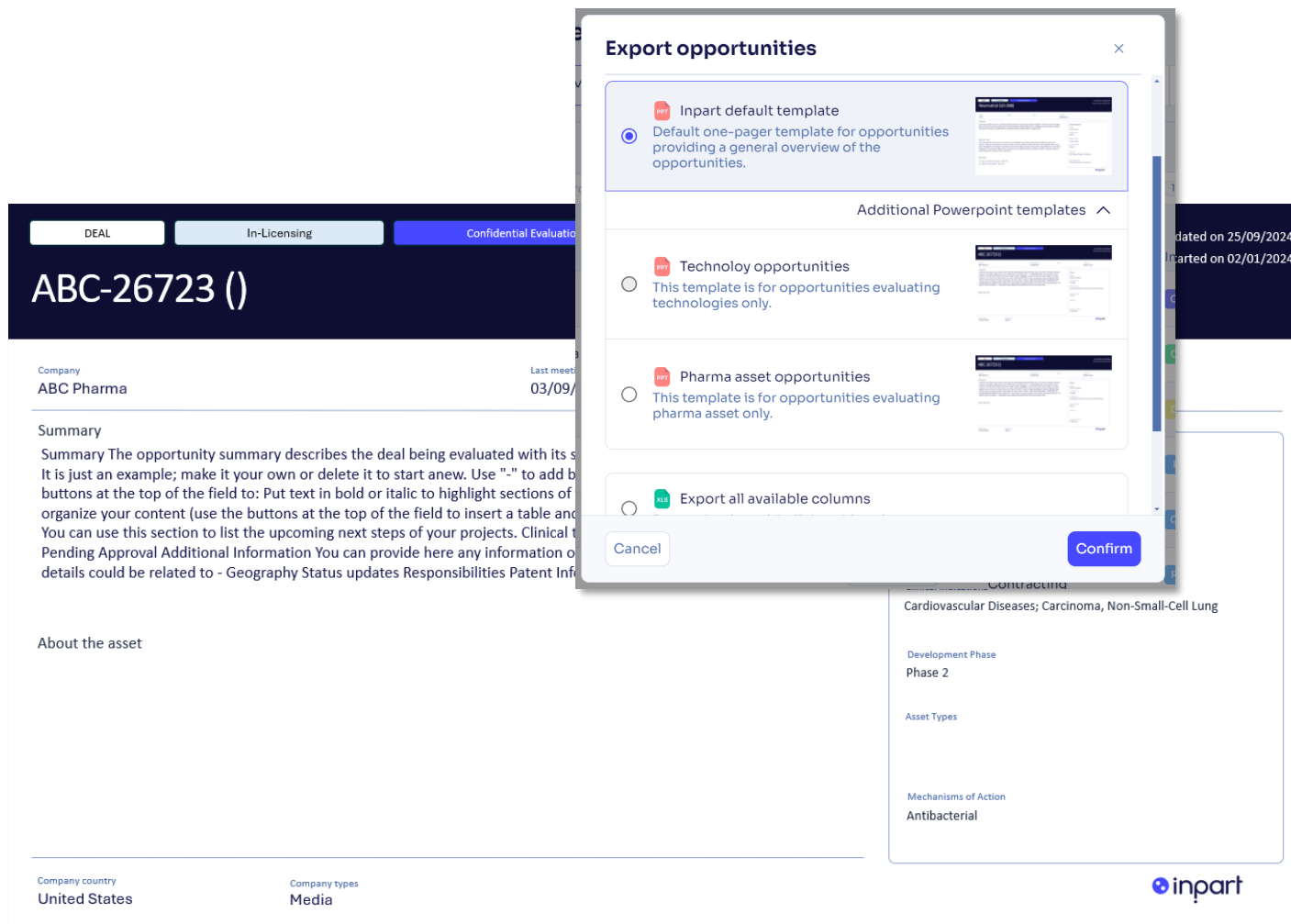
This feature offers a default template in the Deal Essential package, and custom templates in the Deal Advanced package.

## How to use the feature

 [Help center article](#)

## Release plan

1. Oct 1, 2024: One-pager for opportunities
2. Oct 15, 2024: One-pager for companies
3. Oct 15, 2024: One-pager for meetings



The screenshot displays the Inpart interface for an opportunity. At the top, there are tabs for 'DEAL', 'In-Licensing', and 'Confidential Evaluation'. The main header shows 'ABC-26723 ()'. Below this, the 'Company' section lists 'ABC Pharma' with a 'Last meeting' date of '03/09/2024'. The 'Summary' section contains a detailed description of the opportunity, including instructions on how to use the text editor (e.g., 'It is just an example; make it your own or delete it to start anew. Use " " to add buttons at the top of the field to: Put text in bold or italic to highlight sections of organize your content (use the buttons at the top of the field to insert a table and You can use this section to list the upcoming next steps of your projects. Clinical Pending Approval Additional Information You can provide here any information o details could be related to - Geography Status updates Responsibilities Patent Inf'). Below the summary is the 'About the asset' section, which includes 'Cardiovascular Diseases; Carcinoma, Non-Small-Cell Lung', 'Development Phase: Phase 2', 'Asset Types', and 'Mechanisms of Action: Antibacterial'. At the bottom, there are fields for 'Company country: United States' and 'Company types: Media'. An 'Export opportunities' dialog box is overlaid on the right side of the page, showing three template options: 'Inpart default template' (selected), 'Technology opportunities', and 'Pharma asset opportunities'. There is also an option to 'Export all available columns'. The dialog box has 'Cancel' and 'Confirm' buttons.



Thank you